

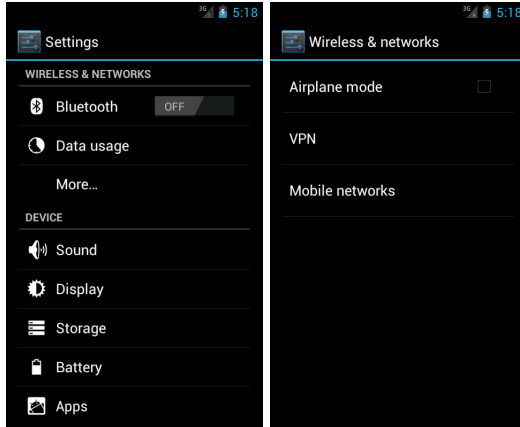


# IPSec VPN (Hybrid + Xauth) on Android Devices

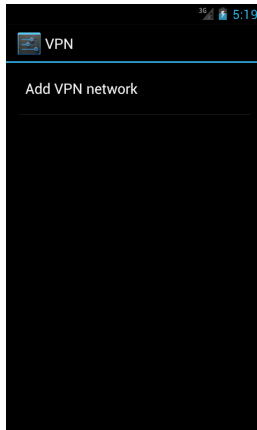
This document contains instructions for configuring and connecting Android 4.0 and above devices via IPSec (Hybrid + Xauth) for GTA Firewalls. For firewall configuration, see the *Remote Access Guide*.

## Configuring

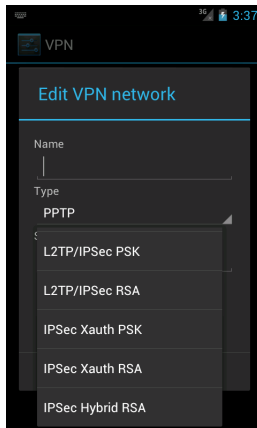
1. Navigate to the device's VPN settings at **Settings > More... > VPN**.



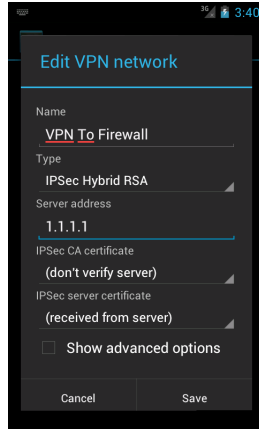
2. Select **ADD VPN NETWORK**.



3. Select **TYPE IPSEC HYBRID RSA**.



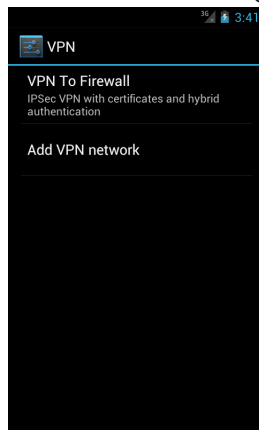
4. Enter a NAME for the VPN TUNNEL.
5. Enter the firewall's IP address in the SERVER ADDRESS field.



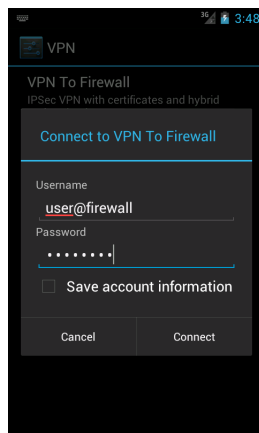
6. Select **SAVE**.

## Connecting

1. Navigate to **Settings > More... > VPN**.
2. Select the VPN configured in the previous section.



3. Enter the USERNAME for the user created on the firewall.
4. Enter the user's authentication PASSWORD configured on the firewall.



5. Select **CONNECT**.