

Installing the SSL Client for Mac

SSLMac201211-01



**Global
Technology
Associates, Inc.**

Global Technology Associates
3505 Lake Lynda Drive Suite 109
Orlando, FL 32817

Tel: +1.407.380.0220
Fax: +1.407.380.6080
Email: info@gta.com
Web: www.gta.com

Installing the SSL Client: Mac OS

This section will assist users in the download, installation, and configuration of the SSL Client for Mac.

Requirements

- GB-OS 5.3.0 or higher
- Tunnelblick
- Mac OS X 10.4 - 10.7 (“Tiger”, “Leopard”, “Snow Leopard”, and “Lion”). For later OS versions, see the [Tunnelblick website](#).
- User access permissions for the SSL Browser and Client on the firewall.
- The host name or an IP Address assigned to the firewall’s External Interface.
- Downloaded client and configuration files. The SSL client and configurations files can be downloaded via the firewall Web interface.

Accessing the GTA Remote Access Portal for Download

To access the GTA Remote Access Portal, open a Web browser and enter the IP address or host name of your firewall. If the firewall’s SSL Browser is configured for a port other than 443, append with a colon and port number.

Example: <https://ssl.gta.com:1443>



Figure 1: Location Bar with Non Standard Port

The login screen for the GTA Remote Access Portal will display. Enter your user login credentials to access the browser. If the virtual keyboard is required, you will have to use the virtual keyboard to enter your password. Use the shift key to access special characters.

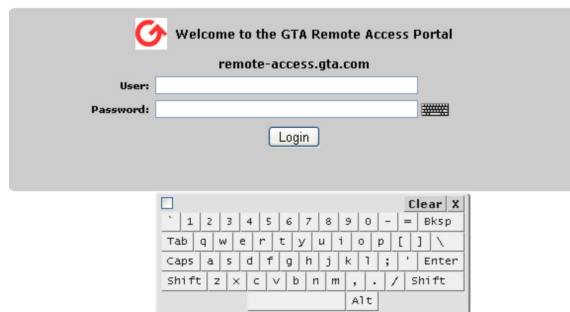


Figure 2: Remote Access Login



Note

Administrators with SSL privileges logging in on the administration port will see the normal firewall administration interface and the SSL Browser.

Downloading the GTA SSL Client, Certificates and Configuration Files

1. Navigate to **SSL>Client** for all files needed for download.
2. Click on the **MAC OS X INSTALLER DOWNLOAD**. This will download the Mac OS installer.
3. Click on the **CLIENT CONFIGURATION BUNDLE** to download the ZIP file containing the required certificates and configuration file.

Mac OS X	
Mac OS X Installer	Tunnelblick is a ready-to-use graphical OpenVPN client for Mac OS X. It comes as an application package with all binaries and drivers included, no manual installation necessary. [Requires Mac OS X 10.4 (Tiger) and above.] Download
Client Configuration Bundle	Zip file containing a customized client configuration, and the required certificates to establish an SSL Client connection. Download
Installation Guide	The installation guide contains instructions on how to install the Mac OS X version of the SSL Client. Download



GTA SSL Client Installation

1. Drag and drop the Tunnelblick application onto the shortcut to the Applications folder. This will copy the Tunnelblick application from the disk image to the user's Applications folder.

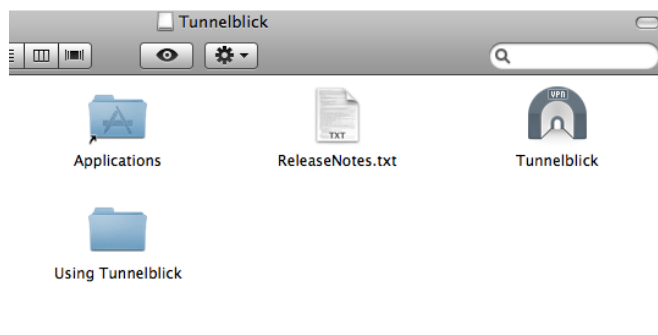


Figure 4: Drag and Drop Tunnelblick to the Applications Folder

2. Unzip the Client Configuration Bundle to `~/Library/openvpn`
3. Next, run Tunnelblick. The first time Tunnelblick is run after installation, an administrator's login is required. This is the administrator login for the Mac OS, *not* the configured firewall login.



Figure 5: Enter System Login

4. Tunnelblick will then ask whether updates should be checked for automatically.

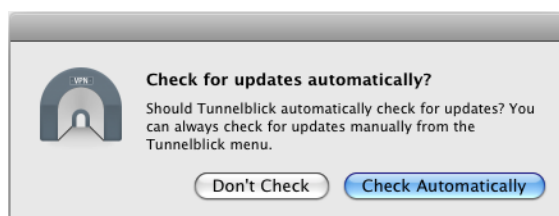


Figure 6: Select Automatic Updates as Preferred

5. Once Tunnelblick has been started, an icon will appear at the top of the screen in the Status bar.
6. Click the Tunnelblick icon and select VPN Details a new window will appear with Tunnelblick settings.

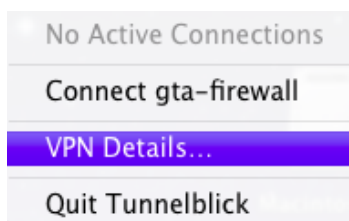


Figure 7: VPN Details

7. Select your configuration from the left hand list and go to the Settings tab. Uncheck **Monitor network settings** and close this window.

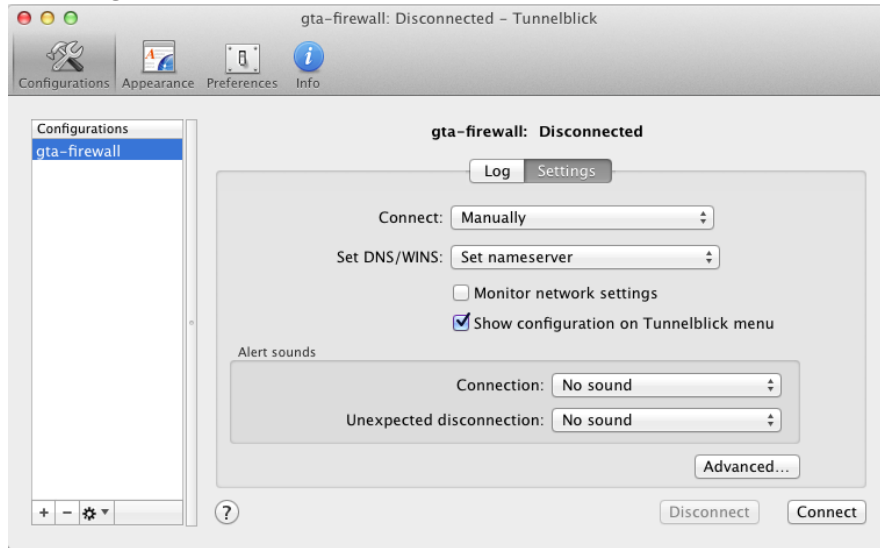


Figure 8: Settings

8. Click the Tunnelblick icon and select Connect.

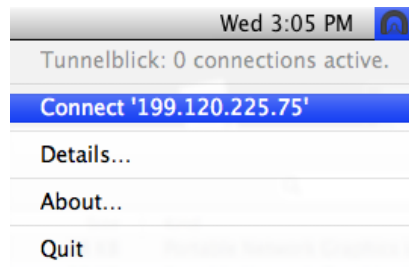


Figure 9: Connect to Tunnelblick

9. Enter the username and password configured on the firewall and click ok.

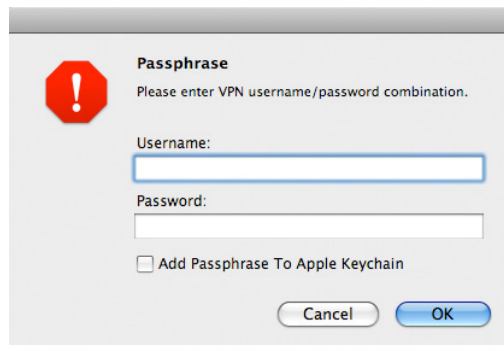


Figure 10: Enter Username and Password

10. To disconnect, select the Tunnelblick icon and click Disconnect. Select Quit to close Tunnelblick completely.

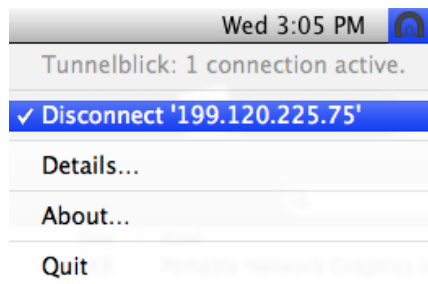


Figure 11: Disconnect from Tunnelblick



Copyright

© 1996-2012, Global Technology Associates, Incorporated (GTA). All rights reserved.

Except as permitted under copyright law, no part of this manual may be reproduced or distributed in any form or by any means without the prior permission of Global Technology Associates, Incorporated.

Technical Support

GTA includes 30 days “up and running” installation support from the date of purchase. See GTA's Web site for more information. GTA's direct customers in the USA should call or email GTA using the telephone and email address below. International customers should contact a local Authorized GTA Channel Partner.

Tel: +1.407.380.0220 Email: support@gta.com

Disclaimer

Neither GTA, nor its distributors and dealers, make any warranties or representations, either expressed or implied, as to the software and documentation, including without limitation, the condition of software and implied warranties of its merchantability or fitness for a particular purpose. GTA shall not be liable for any lost profits or for any direct, indirect, incidental, consequential or other damages suffered by licensee or others resulting from the use of the program or arising out of any breach of warranty. GTA further reserves the right to make changes to the specifications of the program and contents of the manual without obligation to notify any person or organization of such changes.

Mention of third-party products is for informational purposes only and constitutes neither an endorsement nor a recommendation for their use. GTA assumes no responsibility with regard to the performance or use of these products.

Every effort has been made to ensure that the information in this manual is accurate. GTA is not responsible for printing or clerical errors.

Trademarks & Copyrights

GB-OS and GB-Ware are registered trademarks of Global Technology Associates, Incorporated. Global Technology Associates and GTA are service marks of Global Technology Associates, Incorporated.

Microsoft, Internet Explorer, Microsoft SQL and Windows are either trademarks or registered trademarks of Microsoft Corporation in the United States and/or other countries.

Adobe and Adobe Acrobat Reader are either registered trademarks or trademarks of Adobe Systems Incorporated in the United States and/or other countries.

UNIX is a registered trademark of The Open Group.

Linux is a registered trademark of Linus Torvalds.

BIND is a trademark of the Internet Systems Consortium, Incorporated and University of California, Berkeley.

WELF and WebTrends are trademarks of NetIQ.

Sun, Sun Microsystems, Solaris and Java are trademarks or registered trademarks of Sun Microsystems, Inc. in the United States and/or other countries.

Java software may include software licensed from RSA Security, Inc.

Some products contain software licensed from IBM are available at <http://oss.software.ibm.com/icu4j/>.

Some products include software developed by the OpenSSL Project (<http://www.openssl.org/>).

Mailshell and Mailshell Anti-Spam is a trademark of Mailshell Incorporated. Some products contain technology licensed from Mailshell Incorporated.

All other products are trademarks of their respective companies.

Global Technology Associates, Inc.

3505 Lake Lynda Drive, Suite 109 • Orlando, FL 32817 USA

Tel: +1.407.380.0220 • Fax: +1.407.380.6080 • Web: <http://www.gta.com> • Email: info@gta.com